

ORDERING INFORMATION:

▶ **KATZ EXTRACTOR® OTO-RHINO FOREIGN BODY REMOVER**
Pack of 5

REF FB5000

FAHL

KATZ EXTRACTOR®

OTO-RHINO FOREIGN BODY REMOVER



FAST AND UNCOMPLICATED

REMOVAL OF FOREIGN BODIES

FAHL

Andreas Fahl
Medizintechnik-Vertrieb GmbH
August-Horch-Str. 4a
51149 Cologne - Germany
Phone +49 (0) 22 03/29 80-0
Fax +49 (0) 22 03/29 80-100
mail info@fahl.de
www.fahl.de

Local branch Berlin
Am Borsigturm 62
13507 Berlin - Germany
Phone +49 (0) 30/43 73 139-0
Fax +49 (0) 30/43 73 139-35

Local branch Munich
Aurbacher Straße 2
81541 Munich - Germany
Phone +49 (0) 89/58 90 90 9-0
Fax +49 (0) 89/58 90 90 9-20

Overseas branch Austria
Triester Straße 14 / office building 2
2351 Wiener Neudorf - Austria
Phone +43 (0) 22 36/89 28 38-0
Fax +43 (0) 22 36/89 28 38-14

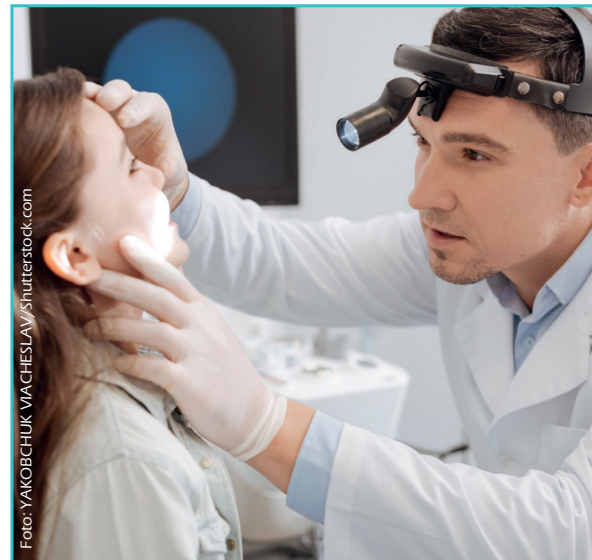
Overseas branch Switzerland
Cherstrasse 4
8152 Glattbrugg - Switzerland
Phone +41 (0) 448293060
Fax +41 (0) 448293061

REF 90114-EN • FB 2534/01 DOK FL Katz Extractor® Oto-Rhino Foreign Body Remover EN 06/2019

*Katz Extractor® is a registered trademark of Freudenberg Medical, LLC

KATZ EXTRACTOR® OTO-RHINO FOREIGN BODY REMOVER

A foreign body in the nose or external auditory canal requires professional removal. Impacted foreign bodies can cause injury and swelling of the mucous membranes. The KATZ EXTRACTOR® OTO-RHINO FOREIGN BODY REMOVER enables easy, fast and professional removal to prevent serious ear or nose damage as quickly as possible.

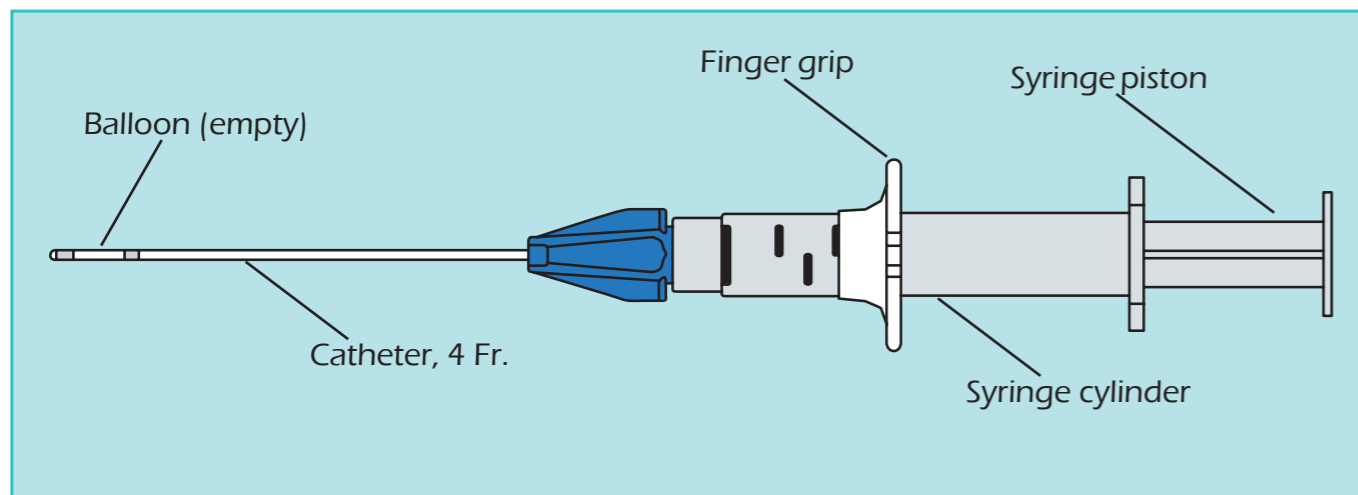
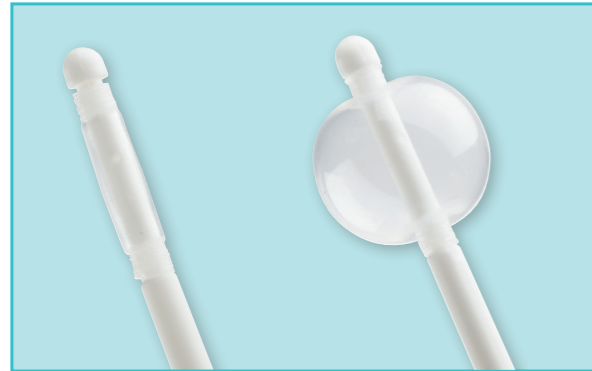


KATZ EXTRACTOR® OTO-RHINO FOREIGN BODY REMOVER

The KATZ EXTRACTOR® OTO-RHINO FOREIGN BODY REMOVER was specially designed in cooperation with Dr. med. David L. Katz for the removal of impacted foreign bodies from the nasal passages and the outer ear canals. The user-friendly instrument is ready to use and conveniently packaged in a 5-pack dispenser box. Forceps or Foley catheters often frighten the - often young - patients. The KATZ EXTRACTOR® OTO-RHINO FOREIGN BODY REMOVER does not require a high-priced additional aid. The use of a suction unit is also not necessary.

COMFORTABLY SOFT AND FLEXIBLE

Due to its movable and flexible material, the catheter of the KATZ EXTRACTOR® OTO-RHINO FOREIGN BODY REMOVER can be inserted easily and pushed past the foreign object. The air insufflated and fully inflated balloon adapts to the anatomical structures of the nose and ear due to its material properties without causing pain to the treated patient.

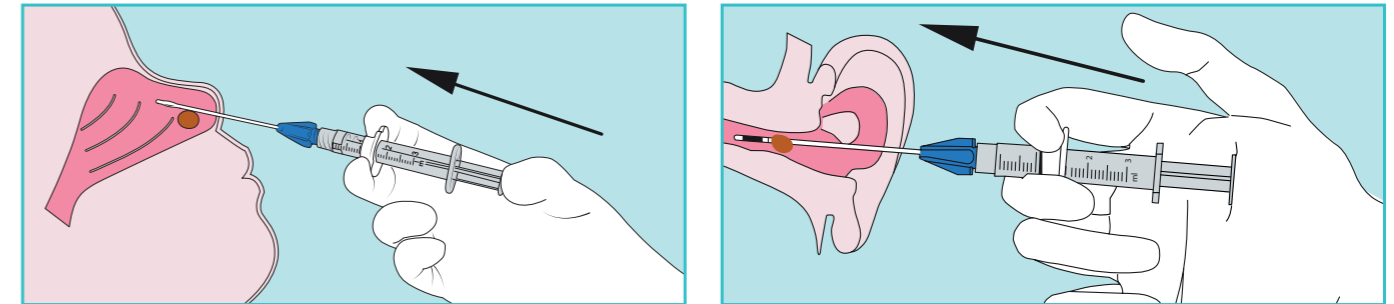


KATZ EXTRACTOR® OTO-RHINO FOREIGN BODY REMOVER

REMOVAL OF FOREIGN BODIES IN ONLY 2 MINUTES

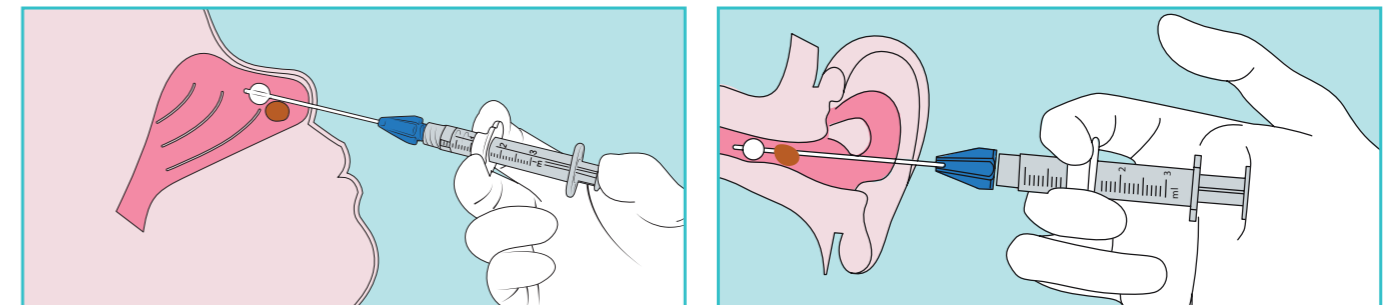
In three simple steps, foreign bodies can be atraumatically removed from the ear or nose.

STEP 1: INSERTION



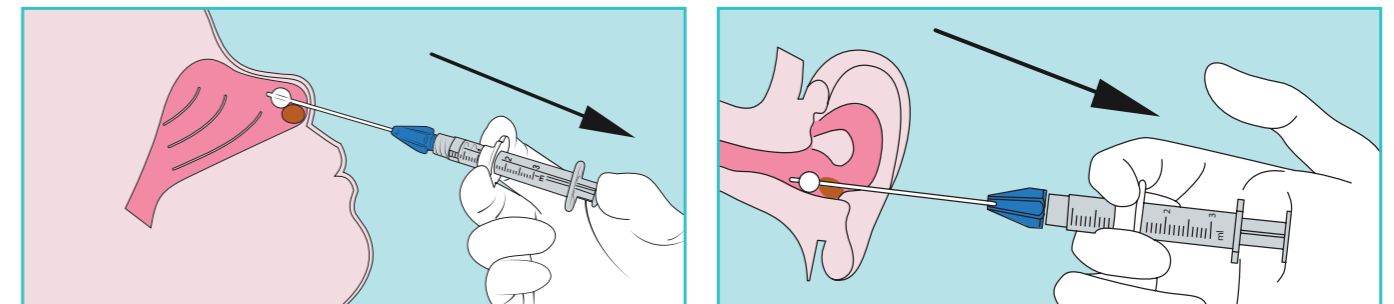
The flexible catheter is fed with an uninflated balloon at the distal end. The catheter is positioned behind the impacted foreign body. The ergonomically shaped finger grip provides stability.

STEP 2: INSUFFLATION



The balloon at the end of the catheter is fully unfolded by advancing the syringe piston.

STEP 3: EXTRACTION



The foreign body can now be removed by carefully retracting the catheter with the balloon still inflated.

